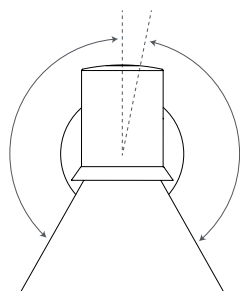
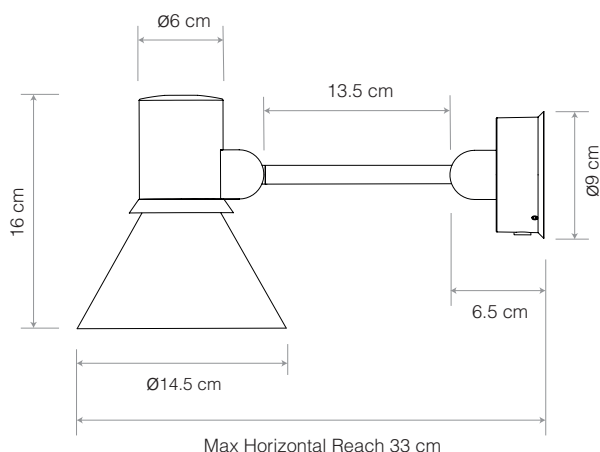


Type 80™ W2

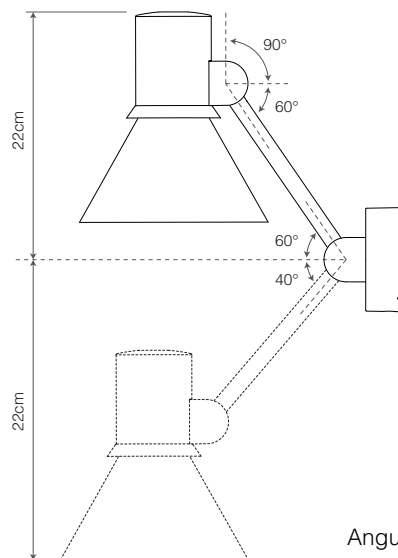
ANGLEPOISE®

Type 80™ Collection | Technical Sheet

Launched In 2021 | Designed by Sir Kenneth Grange



Shade Rotational Movement



Angular Motion



Bulb included

Product

W2 Wall Light - Grey Mist
W2 Wall Light - Matte Black

Description

In addition to the Type 80 signature shade, the W2 wall light has an extended arm with movable joints at both the wall and the shade to help you direct light where you need it most.

Combine with Type 80 table and pendant lights for a fully co-ordinated lighting scheme.

Materials

- Matt paint and Anodised Aluminium finish
- Aluminium shade
- Steel Arm
- Anodised machined joints
- Aluminium and Steel wall plate
- IP20 rating

Dimensions

- Shade Diameter: $\varnothing 14.5$ cm
- Shade Height: 16cm
- Wall plate diameter: $\varnothing 9$ cm
- Max Reach: 33cm (from wall to shade)
- Vertical Movement: +/- 22cm (lowest to highest shade position)
- Lamp Packaging (L x W x H): 24.5cm x 19cm x 31cm
- Lamp Packaged Weight: 1.4 kg

Electrical

- Voltage 220/240V, 50/60Hz
- Class II - Double Insulated
- Integrated shade switch
- E27 lamp holder
- Maximum permitted bulb: 10W LED
- Supplied with a compatible 6W LED E27 bulb
 - Luminous Intensity: 600lm
 - Life: 15,000 Hours
 - Non-dimmable
 - Colour Temperature: 2700K
 - CRI (Ra): 80