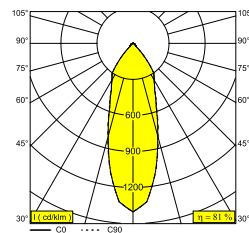
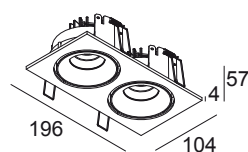




REO 2 S OK 93033 SI W

202 38 812 932 W

ERHÄLTICH IN
WEISS 202 38 812 932 W



[Auf der Website anzeigen](#)

Allgemeine Information

ANWENDUNGSBEREICH	innenbereich
INSTALLATION	Decke Einbau
FORM / GRÖSSE DES AUSSCHNITTS (MM)	rechteck - 190 x 98
EINBAUTIEFE (MM)	70
DICKE DER BEFESTIGUNGSFLÄCHE (MM)	max.30
SCHUTZ GEGEN EINDRINGEN	IP23/20-20/20
GEWICHT (KG)	0,7
VERSTELLBARKEIT	0° to 30° schwenkbar, 350° drehbar
INFORMATION	2 x REFLECTOR FL-33° EXCL.LED POWER SUPPLY 350-500mA-DC

Elektrische Informationen

KLASSE	III
ART DER DIMMUNG	Abhängig von der Art der externen Stromversorgung
ENERGIEKLASSE	E
ZERTIFIKATE	CB, ENEC

Lichtquelle Info

LIGHTSOURCE NAME	LED
LICHTQUELLE	2 x (LED array 5,8-8,6W / CRI>90 (R9: 52) / 3000K / 787-1089lm)
TM-30	Rf: 90 / Rg: 99
SDCM	SDCM1
RISIKOGRUPPE	RG1
LM80	L90B10 > 50000
LED -TECHNIK (LICHTQUELLE)	2178lm // 17,2W // 127lm/W
LED -TECHNIK (LEUCHTE)	1773lm // 20W // 90lm/W

Erforderliches Zubehör

LED POWER SUPPLY 350 / 500mA-DC DIM

Detaillierte Installationsanweisungen finden Sie in der Montageanleitung: [202_38_812_XXX_HAND.pdf](#)

REO 2 S OK 93033 S1 W

202 38 812 932 W

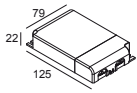
DECKENKOMPATIBILITÄT

Ceiling Type	Mounting Kit
 System ceiling	-
 Plasterboard	-
 Stucanet	-
 Wood	-
 Stretched ceiling	-

SPEZIFIKATION FERTIGSTELLEN

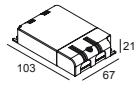
LED Betriebsgeräte

#



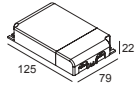
300 90 63 LED POWER SUPPLY MULTI-POWER DIM9

1(1) / 1(1)



300 90 68 LED POWER SUPPLY MULTI-POWER DIM5

1(0,5) / 1(0,5)



300 90 69 LED POWER SUPPLY MULTI-POWER HV DIM9

1->2(2) / 1->2(1)



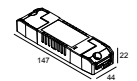
300 90 124 LED POWER SUPPLY MULTI-POWER DIM7

1(0,5) / 0,5(0,5)



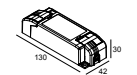
300 90 125 LED POWER SUPPLY MULTI-POWER MINI DIM5

1(0,5) / 0,5(0,5)



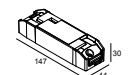
21012 0010 LED POWER SUPPLY MULTI POWER

1 / 0,5



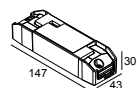
21012 0021 LED POWER SUPPLY MULTI POWER DIM1

1 / 1



21012 0035 LED POWER SUPPLY MULTI POWER DIM5

1 / 1

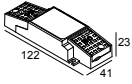


21012 005W LED POWER SUPPLY MULTI-POWER COMPACT WDL

1 / 1

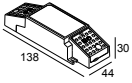
REO 2 S OK 93033 S1 W

202 38 812 932 W



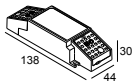
21012 0258 LED POWER SUPPLY MULTI POWER 200-350 / 10W DIM8

0,5



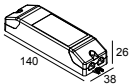
21012 0278 LED POWER SUPPLY MULTI POWER 500-700 / 20W DIM8

0,5



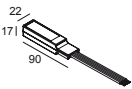
21012 0288 LED POWER SUPPLY MULTI POWER 500-700 / 36W DIM8

1



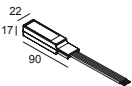
21012 0298 LED POWER SUPPLY MULTI POWER 250-900 / 20W DIM8

1 / 0,5



21032 0295 LED POWER CONVERTER 48V-DC to 350 mA-DC / 15W DIM5

0,5



21032 0305 LED POWER CONVERTER 48V-DC to 500 mA-DC / 22W DIM5

0,5

Notes: