



ONE-AND-ONLY P12 DOWN-UP 930 DIM1 W-W

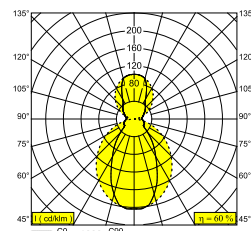
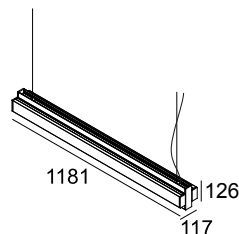
404 12 93 ED1 W-W

ERHÄLTlich IN

SCHWARZ-SCHWARZ 404 12 93 ED1 B-B

GOLDFARBEN-SCHWARZ 404 12 93 ED1 GC-B

WEISS-WEISS 404 12 93 ED1 W-W



 [Auf der Website anzeigen](#)

Allgemeine Information

ANWENDUNGSBEREICH	innenbereich
INSTALLATION	Decke Pendel
SCHUTZ GEGEN EINDRINGEN	IP20
GEWICHT (KG)	6,9
VERSTELLBARKEIT	nicht verstellbar
INFORMATION	DOWN-UP INCL.DIMMABLE LED POWER SUPPLY INCL.2 x CABLE SUSPENSION SINGLE AUTO. 1.6m INCL.1 x CABLE 5 x 0.75mm ²

Elektrische Informationen

ELEKTRISCH	220-240V / 50-60Hz
KLASSE	I
INKLUSIVE NETZGERÄT	YES
ART DER DIMMUNG	1-10V
ENERGIEKLASSE	F
ZERTIFIKATE	CB, EAC, ENEC

Lichtquelle Info

LIGHTSOURCE NAME	LED
LICHTQUELLE	DOWN: LED cluster 34,6W / CRI>90 / 3000K / 3500lm UP: LED cluster 23,1W / CRI>90 / 3000K / 2333lm
LED -TECHNIK (LICHTQUELLE)	DOWN: 3500lm // 34,6W // 101lm/W UP: 2333lm // 23,1W // 101lm/W
LED -TECHNIK (LEUCHTE)	DOWN: 2176lm // 40W // 55lm/W UP: 1309lm // 27W // 49lm/W

Optionen

- CABLE BASE R / S
- COVERSET R 62-90-100 / S 62-80-90
- CONNECTION ST / CONNECTION TRIMLESS
- SUSPENSION ST / SUSPENSION TRIMLESS



ONE-AND-ONLY P12 DOWN-UP 930 DIM1 W-W

404 12 93 ED1 W-W

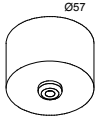
Detaillierte Installationsanweisungen finden Sie in der Montageanleitung: [404_12_9X_EDX_HAND.pdf](#)

ONE-AND-ONLY P12 DOWN-UP 930 DIM1 W-W

404 12 93 ED1 W-W

SPEZIFIKATION FERTIGSTELLEN

Stromversorgung



203 99 55 ANO CABLE BASE R ANO

203 99 55 B CABLE BASE R B

203 99 55 W CABLE BASE R W

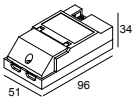


203 99 56 ANO CABLE BASE S ANO

203 99 56 B CABLE BASE S B

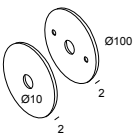
203 99 56 W CABLE BASE S W

Vorschaltgeräte und Trafos



300 90 016 ED1 WIRELESS CONTROL 5A DIM1

Coverset



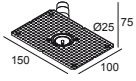
204 00 100 B COVERSET R 100 B

204 00 100 W COVERSET R 100 W

ONE-AND-ONLY P12 DOWN-UP 930 DIM1 W-W

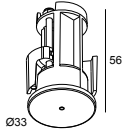
404 12 93 ED1 W-W

Aufhängung Zubehör



328 10 01

SUSPENSION TRIMLESS O.F.A.



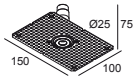
15225 0340 B

SUSPENSION ST B

15225 0340 W

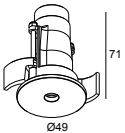
SUSPENSION ST W

elektrische Anschlusssteile



328 10 03

CONNECTION TRIMLESS O.F.A.



15225 0360 B

CONNECTION ST B

15225 0360 W

CONNECTION ST W

Notes: