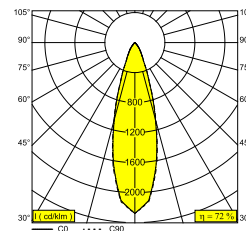
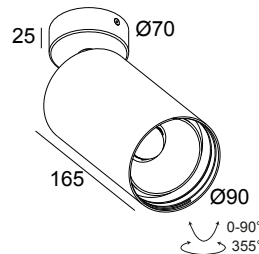




## SPY 90 ON 92730 DIMI B

19882 9221 B

ERHÄLTlich IN  
**SCHWARZ** 19882 9221 B  
**WEISS** 19882 9221 W



 [Auf der Website anzeigen](#)

### Allgemeine Information

<b>ANWENDUNGSBEREICH</b>	innenbereich
<b>INSTALLATION</b>	Decke Aufbau
<b>SCHUTZ GEGEN EINDRINGEN</b>	IP20
<b>GEWICHT (KG)</b>	1.1
<b>VERSTELLBARKEIT</b>	0° to 90° schwenkbar, 355° drehbar
<b>INFORMATION</b>	REFLECTOR FL-30° INCL.DIMMABLE LED POWER SUPPLY 700mA-DC Optional REFLECTORS 18° & 45° available

### Elektrische Informationen

<b>ELEKTRISCH</b>	120-240V / 50-60Hz
<b>KLASSE</b>	II
<b>INKLUSIVE NETZGERÄT</b>	YES
<b>ART DER DIMMUNG</b>	1-10V
<b>ENERGIEKLASSE</b>	D
<b>CERTIFICATION</b>	CB, ENEC

### Lichtquelle Info

<b>LIGHTSOURCE NAME</b>	LED
<b>LICHTQUELLE</b>	LED array 23,2W / CRI>90 (R9: 60) / 2700K / 3031lm
<b>TM-30</b>	Rf: 89 / Rg: 100
<b>SDCM</b>	SDCM1
<b>RISIKOGRUPPE</b>	RG1
<b>LM80</b>	L90B10 > 50000
<b>LED -TECHNIK (LICHTQUELLE)</b>	3031lm // 23,2W // 130lm/W
<b>LED -TECHNIK (LEUCHTE)</b>	2174lm // 27W // 82lm/W

### Erforderliches Zubehör

SPY 90 TUBE

### Zubehör

HONEYCOMB 75  
 SPREAD LENS 75  
 LINEAR SPREAD LENS 75  
 SOFTENING LENS 75  
 GLASS SBL 75

 DELTALIGHT®

**SPY 90 ON 92730 DIM1 B**

19882 9221 B

Detaillierte Installationsanweisungen finden Sie in der Montageanleitung: [19882\\_XXX1\\_HAND.pdf](#)

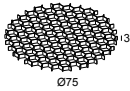
**SPY 90 ON 92730 DIM1 B**

19882 9221 B

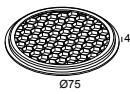
**SPEZIFIKATION FERTIGSTELLEN**

**Licht veredelndes Zubehör**

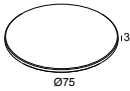
---



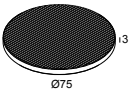
**19810 0110 B** HONEYCOMB 75 SINGLE USE B



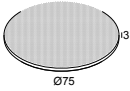
**19810 0120 B** HONEYCOMB 75 DOUBLE USE B




**19810 0130** GLASS SBL 75



**19810 0140** LINEAR SPREAD LENS 75



**19810 0150** SOFTENING LENS 75



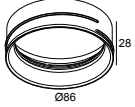
**19810 0160** SPREAD LENS 75

# SPY 90 ON 92730 DIM1 B

19882 9221 B

## Beenden Sie Ihr Produkt

---



**19810 0170 B** SPY 90 TUBE B

**19810 0170 DC** SPY 90 TUBE DC

**19810 0170 FBR** SPY 90 TUBE FBR

**19810 0170 FG** SPY 90 TUBE FG

**19810 0170 GC** SPY 90 TUBE GC

**19810 0170 W** SPY 90 TUBE W

## Austauschbarer Reflektor / Linse

---



**19810 0200** SPY 90 REFLECTOR 18°



**19810 0210** SPY 90 REFLECTOR 30°



**19810 0220** SPY 90 REFLECTOR 45°

Notes: