



## PLAT-OH! 92723 B-B

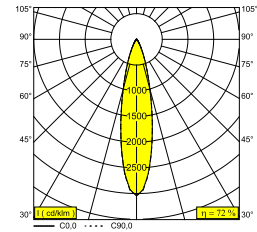
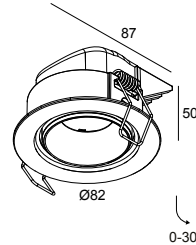
29511 9210 B-B

ERHÄLTlich IN

**SCHWARZ-SCHWARZ** 29511 9210 B-B

**SCHWARZ-GOLDFARBEN** 29511 9210 B-GC

**WEISS-WEISS** 29511 9210 W-W



 [Auf der Website anzeigen](#)

### Allgemeine Information

<b>ANWENDUNGSBEREICH</b>	innenbereich
<b>INSTALLATION</b>	Decke Einbau
<b>FORM / GRÖSSE DES AUSSCHNITTS (MM)</b>	rund - 76
<b>EINBAUTIEFE (MM)</b>	55
<b>DICKE DER BEFESTIGUNGSFLÄCHE (MM)</b>	max.12,5
<b>SCHUTZ GEGEN EINDRINGEN</b>	IP20
<b>GEWICHT (KG)</b>	0.2
<b>VERSTELLBARKEIT</b>	0° to 30° schwenkbar
<b>INFORMATION</b>	REFLECTOR FL-23° EXCL.LED POWER SUPPLY 500mA-DC

### Elektrische Informationen

<b>KLASSE</b>	III
<b>ART DER DIMMUNG</b>	Abhängig von der Art der externen Stromversorgung
<b>ENERGIEKLASSE</b>	E
<b>ZERTIFIKATE</b>	CB, ENEC

### Lichtquelle Info

<b>LIGHTSOURCE NAME</b>	LED
<b>LICHTQUELLE</b>	LED array 5,8-8,6W / CRI>90 (R9: 60) / 2700K / 753-1041lm
<b>TM-30</b>	Rf: 89 / Rg: 100
<b>SDCM</b>	SDCM1
<b>RISIKOGRUPPE</b>	RG1
<b>LM80</b>	L90B10 > 50000
<b>LED -TECHNIK (LICHTQUELLE)</b>	1041lm // 8,6W // 121lm/W
<b>LED -TECHNIK (LEUCHTE)</b>	748lm // 10W // 76lm/W

### Erforderliches Zubehör





LED POWER SUPPLY 350 / 500mA-DC

Detaillierte Installationsanweisungen finden Sie in der Montageanleitung: [29511\\_XXX0\\_HAND.pdf](#)

**PLAT-OH! 92723 B-B**

29511 9210 B-B

**DECKENKOMPATIBILITÄT**

Ceiling Type	Mounting Kit
 System ceiling	-
 Plasterboard	-
 Stucanet	-
 Wood	-

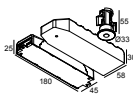
**PLAT-OH! 92723 B-B**

29511 9210 B-B

**SPEZIFIKATION FERTIGSTELLEN**

**Notstrom Einheit**

---



**21032 0270 B** EMERGENCY UNIT 7W / 1h + LED INDICATOR HOLDER B



---

**21032 0270 W** EMERGENCY UNIT 7W / 1h + LED INDICATOR HOLDER W

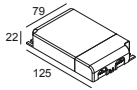


**PLAT-OH! 92723 B-B**

29511 9210 B-B

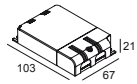
**LED Betriebsgeräte**

#



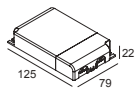
**300 90 63** LED POWER SUPPLY MULTI-POWER DIM9

1->4(4) / 1->3(3)



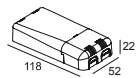
**300 90 68** LED POWER SUPPLY MULTI-POWER DIM5

1->2(2) / 1->2(1)



**300 90 69** LED POWER SUPPLY MULTI-POWER HV DIM9

2->6(6) / 1->6(4)



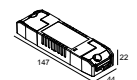
**300 90 124** LED POWER SUPPLY MULTI-POWER DIM7

1->2(2) / 1->2(1)



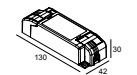
**300 90 125** LED POWER SUPPLY MULTI-POWER MINI DIM5

1->2(2) / 1->2(1)



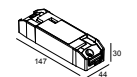
**21012 0010** LED POWER SUPPLY MULTI POWER

1->2 / 1->2



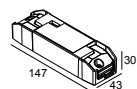
**21012 0021** LED POWER SUPPLY MULTI POWER DIM1

1->3 / 1->2



**21012 0035** LED POWER SUPPLY MULTI POWER DIM5

1->3 / 1->2

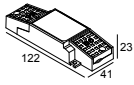


**21012 005W** LED POWER SUPPLY MULTI-POWER COMPACT WDL

1->3 / 1->2

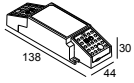
**PLAT-OH! 92723 B-B**

29511 9210 B-B



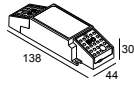
**21012 0268** LED POWER SUPPLY MULTI POWER 200-350 / 15W DIM8

2->2 / 2->2



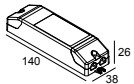
**21012 0278** LED POWER SUPPLY MULTI POWER 500-700 / 20W DIM8

1



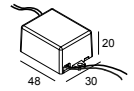
**21012 0288** LED POWER SUPPLY MULTI POWER 500-700 / 36W DIM8

2->2



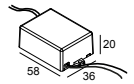
**21012 0298** LED POWER SUPPLY MULTI POWER 250-900 / 20W DIM8

1->2 / 1->2 / 1->2



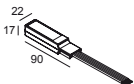
**21012 0308** LED POWER SUPPLY 350mA / 7,35W DIM8

1



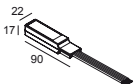
**21012 0318** LED POWER SUPPLY 500mA / 10W DIM8

1



**21032 0295** LED POWER CONVERTER 48V-DC to 350 mA-DC / 15W DIM5

1->2



**21032 0305** LED POWER CONVERTER 48V-DC to 500 mA-DC / 22W DIM5

1->2

Notes: